

Local Data: Mobile

In 2021, there were 2,310 people living with HIV in Mobile.

In 2021, 52 people were newly diagnosed with HIV.

HIV Prevalence

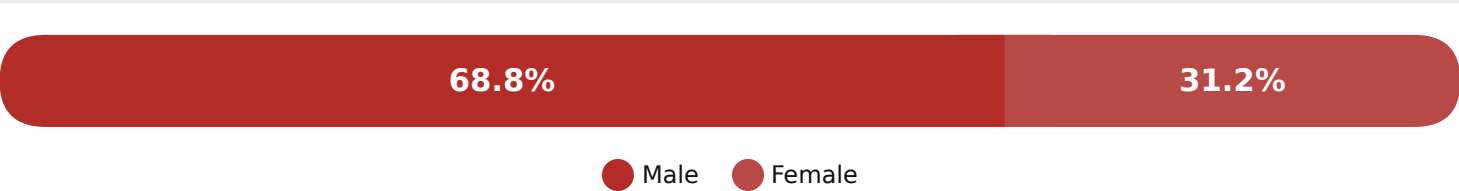
Number of people living with HIV, 2021

2,310


Rate of people living with HIV per 100,000 population, 2021

470

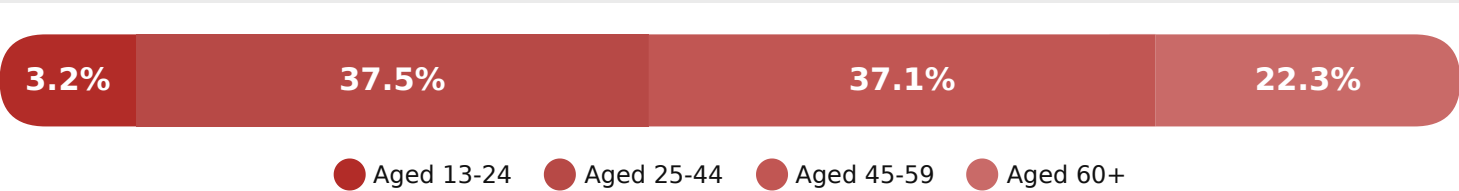
Percent of people living with HIV, by Sex, 2021



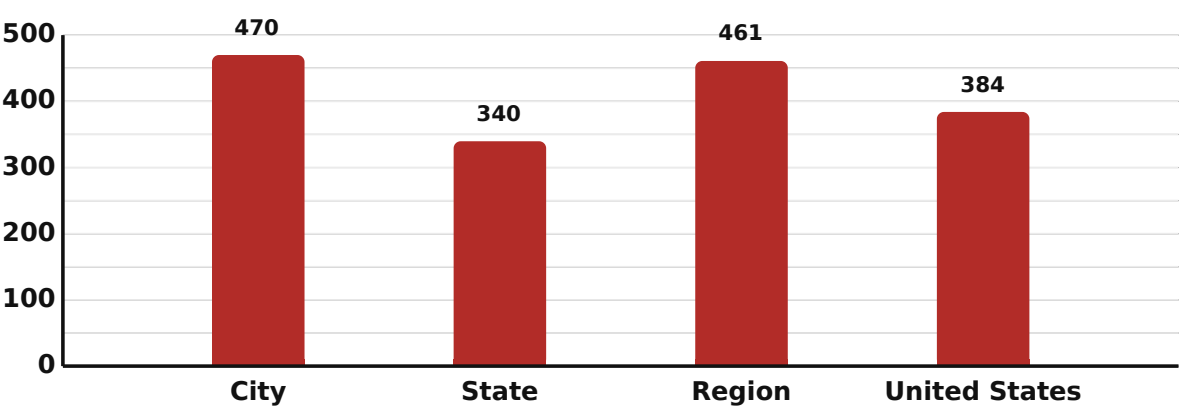
Percent of people living with HIV, by Race/Ethnicity, 2021



Percent of people living with HIV, by Age, 2021



Rate of people living with HIV per 100,000 population, by Geography, 2021



New HIV Diagnoses


Number of new HIV diagnoses, 2021

52

Rate of new HIV diagnoses per 100,000 population, 2021

11

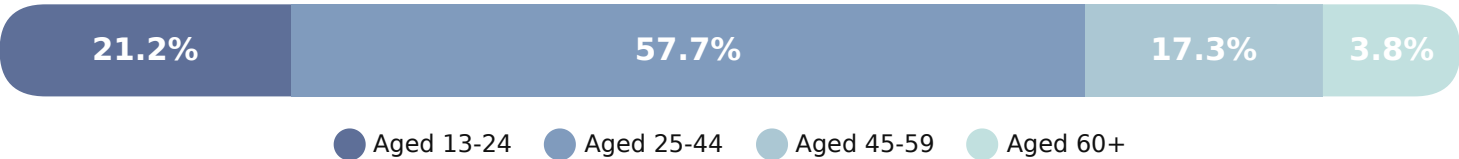
Percent of people newly diagnosed with HIV, by Sex, 2021



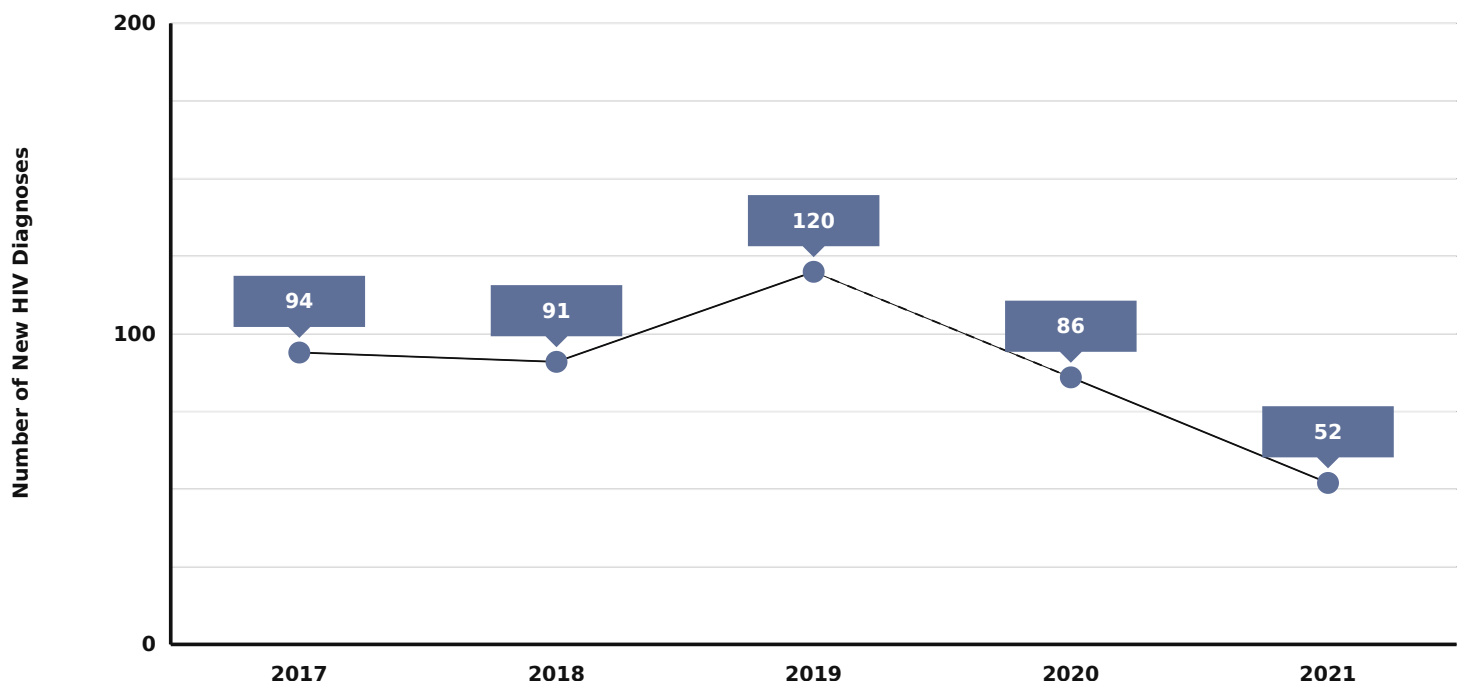
Percent of people newly diagnosed with HIV, by Race/Ethnicity, 2021



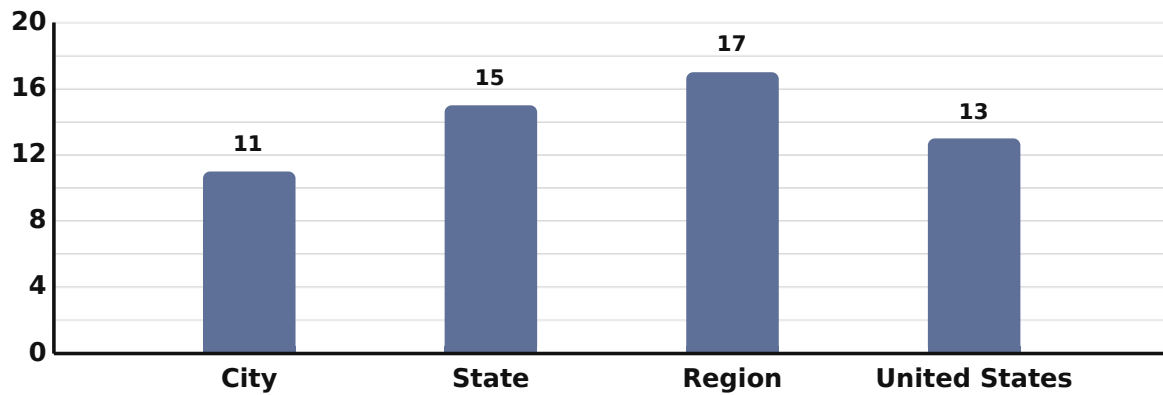
Percent of people newly diagnosed with HIV, by Age, 2021



Number of New HIV Diagnoses, 2017-2021



Rate of people newly diagnosed with HIV per 100,000 population, by Geography, 2021



Late HIV Diagnoses

A late HIV diagnosis is defined as having an AIDS diagnosis within three months of initial HIV diagnosis.

Number of new HIV diagnoses that were diagnosed late, 2021

10

Proportion of people with a late HIV diagnosis, by Sex, 2021

Male: 20.5%

Proportion of people with a late HIV diagnosis, by Race/Ethnicity, 2021

Black: 20.6%

Percent of new HIV diagnoses that were diagnosed late, 2021

19.2%

Proportion of people with a late HIV diagnosis, by Age, 2021

Aged 25-44: 20.0%

Linked to HIV Care

Linkage to care is defined as having a visit with a health care provider and getting a CD4 or viral load test within one month of being diagnosed with HIV.

Number of people diagnosed with HIV and linked to HIV care, 2021

39

Proportion of people linked to HIV care, by Sex, 2021

Male: 76.9%

Female: 69.2%

Proportion of people linked to HIV care, by Race/Ethnicity, 2021

Black: 73.5%

White: 75.0%

Percent of people diagnosed with HIV and linked to HIV care, 2021

75.0%

Proportion of people linked to HIV care, by Age, 2021

Aged 13-24: 63.6%

Aged 25-44: 80.0%

Aged 45-59: 66.7%

Receipt of HIV Care

Receipt of HIV care is defined as those living with diagnosed HIV who received medical care for HIV and had at least one CD4 count or HIV viral load test in that year.

Number of people living with HIV who received HIV care, 2021

1,545

Proportion of people who received HIV care, by Sex, 2021

Male: 71.9%

Female: 77.6%

Proportion of people who received HIV care, by Race/Ethnicity, 2021

Black: 73.9%

Hispanic/Latinx: 63.8%

White: 74.7%

Percent of people living with HIV who received HIV care, 2021

73.7%

Proportion of people who received HIV care, by Age, 2021

Aged 13-24: 89.7%

Aged 25-44: 70.1%

Aged 45-59: 74.8%

Aged 60+: 76.3%

Viral Suppression

Viral suppression is defined as those living with diagnosed HIV who had suppressed HIV viral load (<200 copies/mL).

Number of people living with HIV who were virally suppressed, 2021

1,183

Proportion of people who were virally suppressed, by Sex, 2021

Male: 52.5%

Female: 48.3%

Proportion of people who were virally suppressed, by Race/Ethnicity, 2021

Black: 49.6%

Hispanic/Latinx: 48.0%

White: 53.8%

Percent of people living with HIV who were virally suppressed, 2021

51.2%

Proportion of people who were virally suppressed, by Age, 2021

Aged 13-24: 43.8%

Aged 25-44: 45.8%

Aged 45-59: 53.9%

Aged 60+: 57.0%

HIV Mortality

Number of deaths of people living with HIV in Mobile, 2021

10

Number of deaths of people living with HIV in Alabama, 2021

331

Demographics, 2010

Total Population

595,441

City Population by Race/Ethnicity



*Includes other races/ethnicities or missing/suppressed data

HIV Prevalence Rate Ratios, by Race/Ethnicity, 2021

The rate of **Black males** living with an HIV diagnosis is 5.7 times that of **White males**.

The rate of **Hispanic/Latino males** living with an HIV diagnosis is 1.7 times that of **White males**.

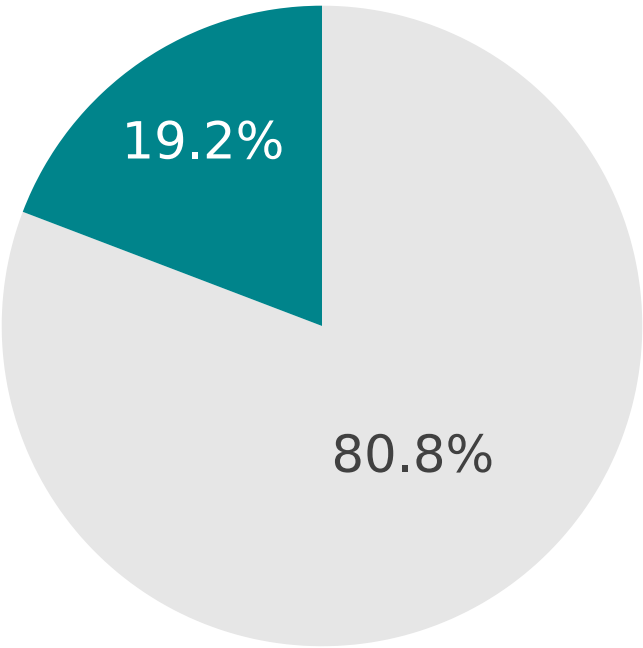
The rate of **Black females** living with an HIV diagnosis is 12.4 times that of **White females**.

The rate of **Hispanic/Latina females** living with an HIV diagnosis is 2.6 times that of **White females**.

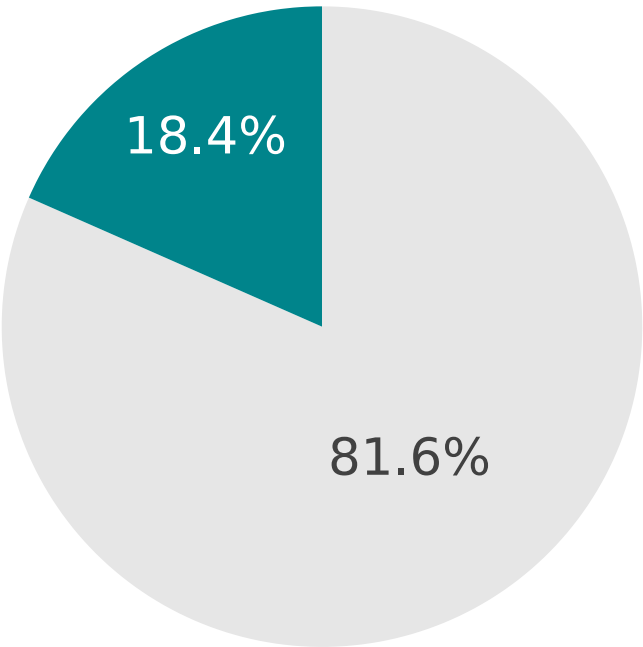
Late HIV Diagnoses, 2021

A late HIV diagnosis is defined as having an AIDS diagnosis within three months of initial HIV diagnosis.

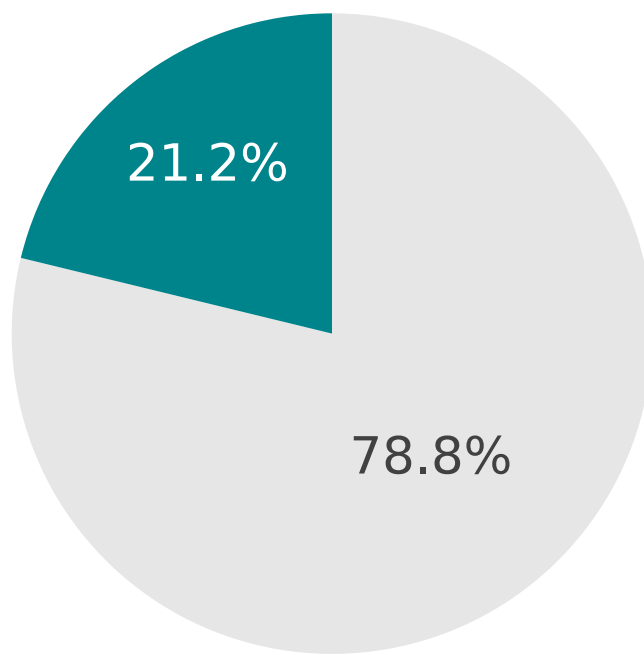
City



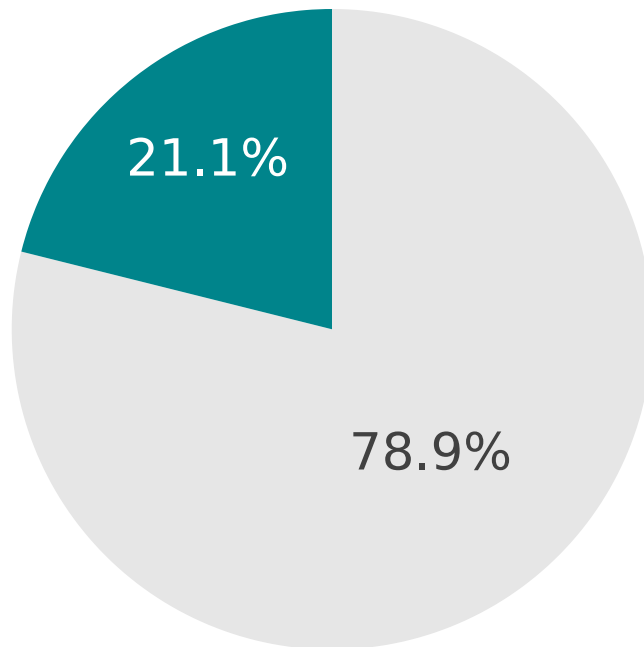
State



Region



United States

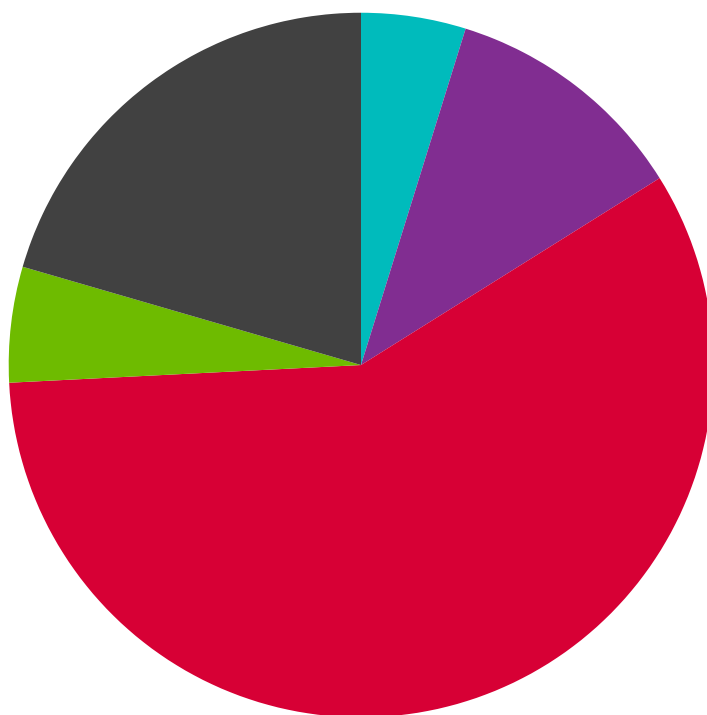


● Diagnosed with HIV ● Diagnosed with AIDS

People Living with HIV, by Transmission Category, 2021

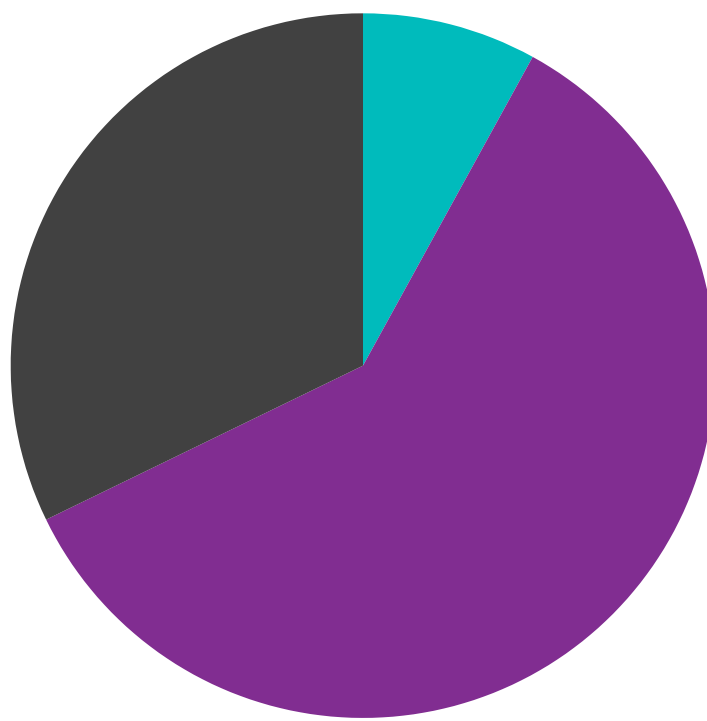
Percent of People Living with HIV, by Transmission Category, 2021

Male Transmission Categories



- Injection Drug Use (4.8%)
- Heterosexual Contact (11.3%)
- Male-to-Male Sexual Contact (58.1%)
- Male-to-Male Sexual Contact & Injection Drug Use (5.3%)
- Other/Unknown* (20.5%)

Female Transmission Categories



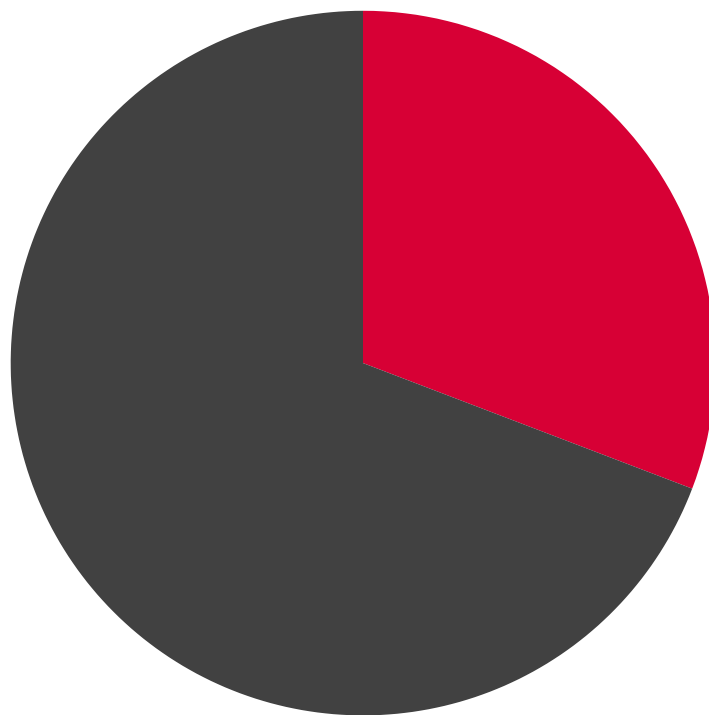
- **Injection Drug Use (8.0%)**
- **Heterosexual Contact (59.8%)**
- **Other/Unknown* (32.2%)**

*Includes risk factor not reported or identified, along with hemophilia, blood transfusion, perinatal exposure, or missing/suppressed data.

People Newly Diagnosed with HIV, by Transmission Category, 2021

Percent of People Newly Diagnosed with HIV, by Transmission Category, 2021

Male Transmission Categories



● **Male-to-Male Sexual Contact (30.8%)**

● **Other/Unknown* (69.2%)**

*Includes risk factor not reported or identified, along with hemophilia, blood transfusion, perinatal exposure, or missing/suppressed data.

Social Determinants of Health, 2021

City State Region United States

87.8% 87.4% 87.9% 88.9%



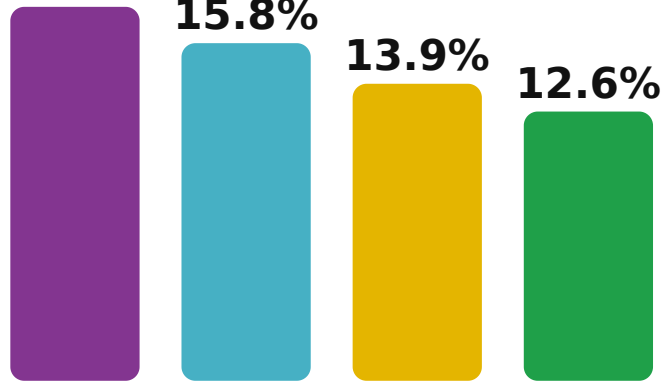
Percent of Population with a High School Education, 2021

0.469 0.477 0.482 0.482




Income Inequality (Gini Coefficient), 2021

17.5% 15.8% 13.9% 12.6%

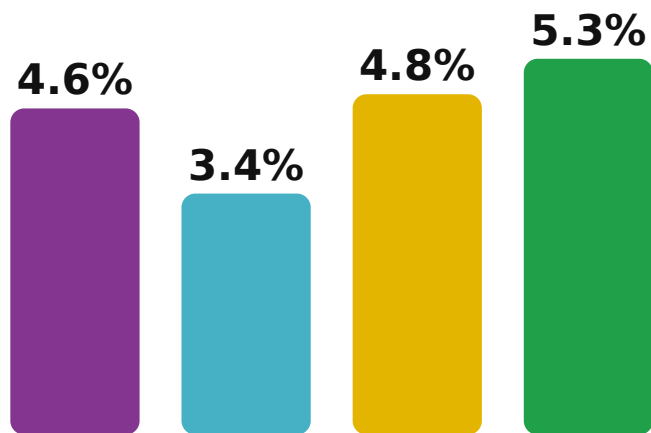


Percent of Population Living in Poverty, 2021

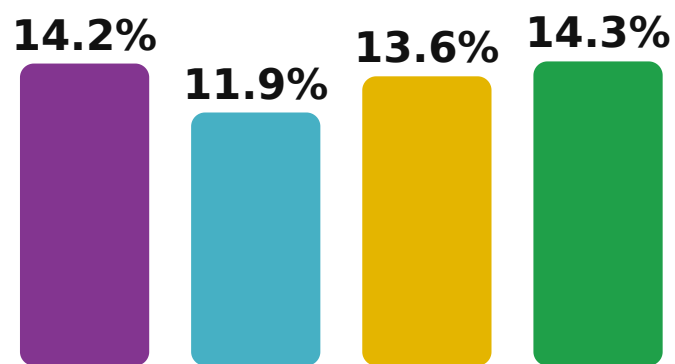
\$51,010 \$54,943 \$63,524 \$69,021



Median Household Income, 2021



**Percent of Population
Unemployed, 2021**



**Percent of Population Living in
Unstable Housing, 2021**